

63751/63753 INSTALLATION AND SET UP

<u>ILLUS. NO.</u>	<u>PARTS NUMBER</u>	<u>DESCRIPTION</u>	<u>QUANTITY PER MACHINE</u>
1.	W-O63751435	MOTOR SUPPORT	1 DRAWING #1
2.	W-O63751000	STACKER FRAME END	1
3.	W-O63751001	RIGHT HAND RAIL SIDE	1
4.	W-O63751002	LEFT HAND RAIL SIDE	1
5.	M-O63751003	SLIDE SHAFT	2
6.	W-A63751373	STAND ASSEMBLY	1
7.	W-O63751005	END FRAME (FEED SIDE)	1
8.	W-O63751006	RIGHT HAND REAR POST	1
9.	W-O63751007	LEFT HAND REAR POST	1
10.	W-O63751008	RIGHT HAND COVER SUPPORT	1
11.	W-O63751009	LEFT HAND COVER SUPPORT	1
12.	W-A63751097	RIGHT HAND COVER	1
13.	W-O63751900	RUBBER WASHER, RED	1
14.	M-O63751028	SWITCH PLATE	1
15.	M-O63751013	SMAP ROLL SUPPORT BLOCK	2
16.	M-O63751095	FEED ROLL SUPPORT BLOCK	2
	M-S63751417	BUSHING	4
17.	M-S63751110	MOTOR PULLEY AND SET SCREW	1
18.	W-O63751016	GUARD	1
19.	M-S63601135	CALIBRATION SCALE	1
20.	W-O63751018	BAR, FRONT	1
21.	M-S63751019	STRAP CLAMP	4
		WITH CENTER SLITTER	5
22.	W-O63751020	RIGHT HAND FRONT POST	1
23.	W-O63751021	LEFT HAND FRONT POST	1
24.	W-O63751022	PAPER CONTROL	2
	M-S61000055	10-32 X 3/8 SET SCREW	2
25.	W-O63751023	CONTROL SIDE GUIDE	2
26.	M-O63751024	FIXED ROD	1
27.	W-O63751025	FRICTION ROD	1
28.	W-O63751109	RIGHT HAND PINION SUPPORT	1
	M-O63751548	PINION SUPPORT SPACER	1
	M-S63751581	ROLL PIN	1
29.	M-O63751027	SLITTER SUPPORT	2
30.	W-O63751014	METAL STRAP SUPPORT	4
31.	W-O63751109	LEFT HAND PINION SUPPORT	1
	M-S63751364	BUSHING	1
	M-S63751581	ROLL PIN	1
32.	M-S63751555	WAVE WASHER	1
33.	M-S63751422	MICRO SWITCH	2
34.	W-A63751031	REAR SWITCH BRACKET	1
35.	W-A63751032	FRONT SWITCH BRACKET	1
36.	M-O63751033	PLEXIGLASS COVER	1
37.	W-O63751034	GEAR RACK	2
38.	M-S63751530	THUMB SCREW	2
39.	W-A63751327	ADJUSTING SHAFT	1
40.	W-O63751036	ADJUSTING KNOB	1
41.	W-O63751037	SPACER	1
42.	M-S63751532	LOCKING KNOB	1
42A.	M-S63751120	ROLL PIN (NOT SHOWN)	2
43.	M-S63751049	PAPER CONTROL STRAP	4
		WITH CENTER SLITTER	5
46.	M-S045006	FUSE HOLDER	1
47.	M-S63751534	8 AMP FUSE	1

63751/63753 INSTALLATION AND SET UP

<u>ILLUS. NO.</u>	<u>PARTS NUMBER</u>	<u>DESCRIPTION</u>	<u>QUANTITY PER MACHINE</u>
48.	M-S63751419	110V MOTOR	1
	M-S63251449	KEP NUT	1
	M-S63251516	STRAIN RELIEF BUSHING	1
49.	MRS63750005	MOTOR BRUSH REPLACEMENT 110V	
50.	M-S63751536	STACKER SWITCH	1
51.	M-S63751421	ON SWITCH	1
52.	M-S63751538	STOP SWITCH & CAP ASSEMBLY	1
53.	M-S63251516	STRAIN RELIEF BUSHING	1
54.	N/A	SEE #60 (CONTROL ASSY)	1
55.	M-S63751404	RELAY SOCKET 110V	1
	M-S63751402	CONNECTOR (MALE)	2
	M-S63751405	TAB CONNECTOR	2
56.	M-S63751544	ELECTRICAL SOCKET	1
57.	M-S63751439	TRANSFORMER 110V	1
58.	M-S043025	WIRE HOLD DOWN	3
59.	M-S63751547	CONTROL KNOB	1
60.	M-S63751410	CONTROL 110V	1
	M-S63751405	CONNECTOR (TAB)	3
	M-S63751402	CONNECTOR (MALE)	8
	WRA63750966	ADAPTOR PLATE	
61.	M-S63751408	RUBBER FOOT	4
62.	M-S63751543	RELAY 110V	1
64.	M-S63000034	HAND KNOB	1
	M-S63751550	SET SCREW	2
65.	W-A63751098	LEFT HAND COVER	1
66.	M-O63751333	BAFFLE	1
159.	70525	INFEED TABLE	OPTIONAL
AA.	M-S63751901	6-32 X 1/2 BUTTON HEAD SCREW	2
BB.	M-S63750029	6-32 X 7/8 SOC. HEAD CAP SCREW	2
CC.	M-S63751503	8-32 X 3/4 SOC. HEAD CAP SCREW	4
DD.	M-S63751504	8-32 X 1-1/4 SOC HEAD CAP SCREW	4
EE.	M-S003063	10-32 X 3/8 SOC HEAD CAP SCREW	43
FF.	M-S63751627	10-32 X 1/2 SOC HEAD CAP SCREW	11
GG.	M-S63751051	1/4 -20 X 1/2 SOC HEAD CAP SCREW	24
HH.	M-S003039	1/2- 20 X 5/8 SOC HEAD CAP SCREW	16
II.	M-S63751511	1/4-20 X 1 SOC HEAD CAP SCREW	4
JJ.	M-S63751118	1/4 -20 X 2 SOC HEAD CAP SCREW	4
KK.	M-S63751513	3/8-16 X 1/2 BUTTON HEAD SCREW	2
LL.	M-S61000055	8-32 X 3/8 SET SCREW	2
MM.	M-S63751600	5/16-18 X 3/8 SET SCREW	4
OO.	M-S63251449	1/4-20 LOCK NUT	26
PP.	M-S63751518	# 6 WASHER	48
QQ.	M-S61000023	#10 WASHER	5
RR.	M-S008029	1/4 LOCKWASHER	15
TT.	M-S63251450	6-32 KEP NUT	4
UU.	M-S008061	# 8 LOCKWASHER	16
VV.	M-S008060	# 10 LOCKWASHER	73
WW.	M-S008029	1/4 LOCKWASHER	26
XX.	M-S63751526	3/8 LOCKWASHER	2
YY.	M-S63251477	THRUST WASHER	9
ZZ.	M-S007008	10-32 KEP NUT	22
AB.	M-S63751545	5/16 -16 X 3/8 SCREW	2
AC.	M-S63751550	1/4-20 X 3/8 SET SCREW	10
AD.	M-S63251449	1/4-20 FLEX NUT	1

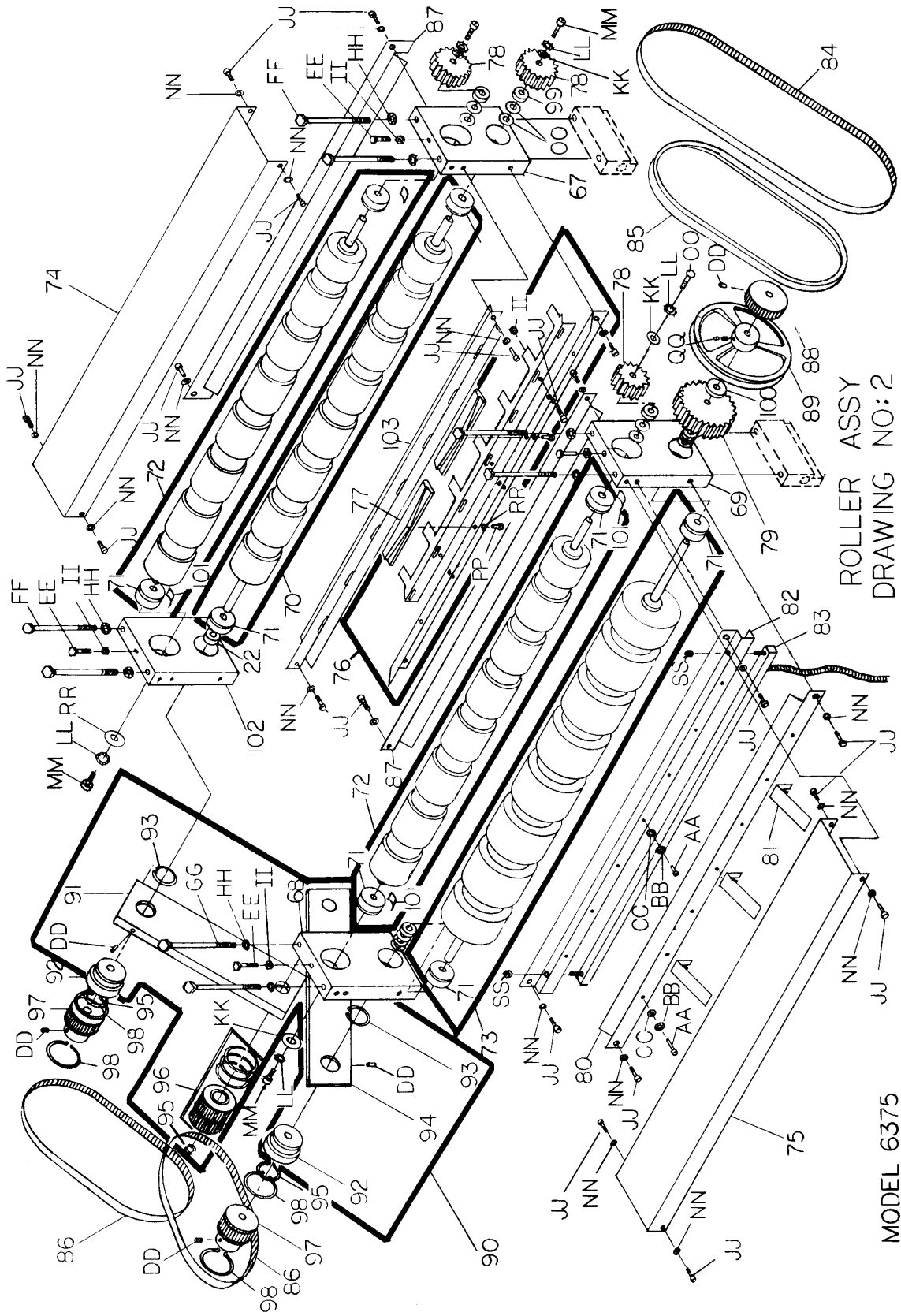
63751/63753 INSTALLATION AND SET UP

<u>ILLUS. NO.</u>	<u>PARTS NUMBER</u>	<u>DESCRIPTION</u>	<u>QUANTITY PER MACHINE</u>
67.	W-O63751058	LEFT HAND FEED ROLL BRG BLOCK	1 DRAWING #2
68.	W-O63751068	LEFT/RIGHT SNAP ROLL BRG BLOCK	2
70.	M-O63751059	BOTTOM FEED ROLLER	1
71.	M-S63751424	BEARING	8
72.	M-O63751060	TOP FEED & SNAP ROLLER	2
73.	M-O63751099	BOTTOM SNAP ROLLER	1
74.	W-O63751061	FEED ROLL COVER	2
	M-S015150	INDICATOR POINT	1
75.	SAME AS NUMBER 74 WITHOUT INDICATOR POINT		
76.	N/A	TEAR BAR SUPPORT	1
77.	W-O63601045	TEAR BAR	1
78.	M-S63500104	SMALL GEAR	3
79.	M-S63751588	LARGE GEAR	1
80.	W-O63751070	TAPE CONTROL DEFLECTOR	1
81.	M-S63750007	CHECK STRAP	3
82.	W-A63751431	STATIC BAR SUPPORT	1
83.	M-S63751438	STATIC BAR	1
84.	M-S025017	420XL050 BELT	1
85.	M-S63751613	V-BELT	1
86.	M-S025010	210X1037 BELT	2
87.	W-O63751063	TAPE DEFLECTOR INPUT	2
88.	M-S63751590	LARGE ROLLER PULLEY	1
	M-S63751550	SET SCREW	1
89.	M-S63751413	60 X ½ PULLEY	1
91.	W-A63751760	ARM AND STUD ASSEMBLY	1
92.	W-O63751104	ECCENTRIC	2
93.	M-S63751609	RETAINING RING	2
94.	W-O63751073	LEFT HAND ARM	1
95.	M-S63751608	RETAINING RING	3
96.	M-S63751432	IDLER DOUBLE	1
	M-S63751367	BUSHING	1
	M-S63751576	RETAINING RING	3
97.	M-S63751589	PULLEY	2
99.	M-O63751075	.50 SPACER	6
100.	M-O63751076	.125	12
101.	M-S63751077	BEARING PAD	4
102.	W-O63751057	RIGHT HAND FEED ROLL BRG BLK	1
103.	W-A63751062	TAPE CONTROL	1
AA.	M-S63751617	6-32 X ¼ BUTTON HEAD SCREW	14
BB.	M-S008048	# 6 LOCKWASHER	44
CC.	M-S63751518	# 6 WASHER	48
DD.	M-S63751550	¼-20 X 3/8 SET SCREW	8
EE.	M-S63751583	10-32 X 1 SOC HEAD CAP SCREW	12
FF.	M-S63751596	5/16 – 18 X 4-1/2 SOC HD CAP SCREW	4
GG.	M-S63751597	5/16 – 18 X 4-3/4 SOC HD CAP SCREW	4
HH.	M-S63751557	5/16 LOCKWASHER	12
II.	M-S007008	10-32 KEP NUT	22
JJ.	M-S003063	10-32 X 3/8 SOC HEAD CAP SCREW	43
KK.	M-S008025	¼ WASHER	15
LL.	M-S008029	¼ LOCKWASHER	26
MM.	M-S003039	¼-20 X 5/8 SOC HEAD CAP SCREW	16
NN.	M-S008060	# 10 EXTERNAL LOCKWASHER	73

63751/63753 INSTALLATION AND SET UP

<u>ILLUS. NO.</u>	<u>PARTS NUMBER</u>	<u>DESCRIPTION</u>	<u>QUANTITY PER MACHINE</u>
OO.	M-S63751051	¼-20 X ½ BUTTON HD SCREW	2
PP.	M-S008060	# 10 EXTERNAL LOCKWASHER (COUNTER SUNK)	
QQ.	M-S63751600	5/16-1 X 3/8 SET SCREW	4
RR.	M-S63751592	10-32 X 3/8 FLAT HEAD SET SCREW	2
SS.	M-S63251450	6-32 KEP NUT	4

63751/63753 INSTALLATION AND SET UP



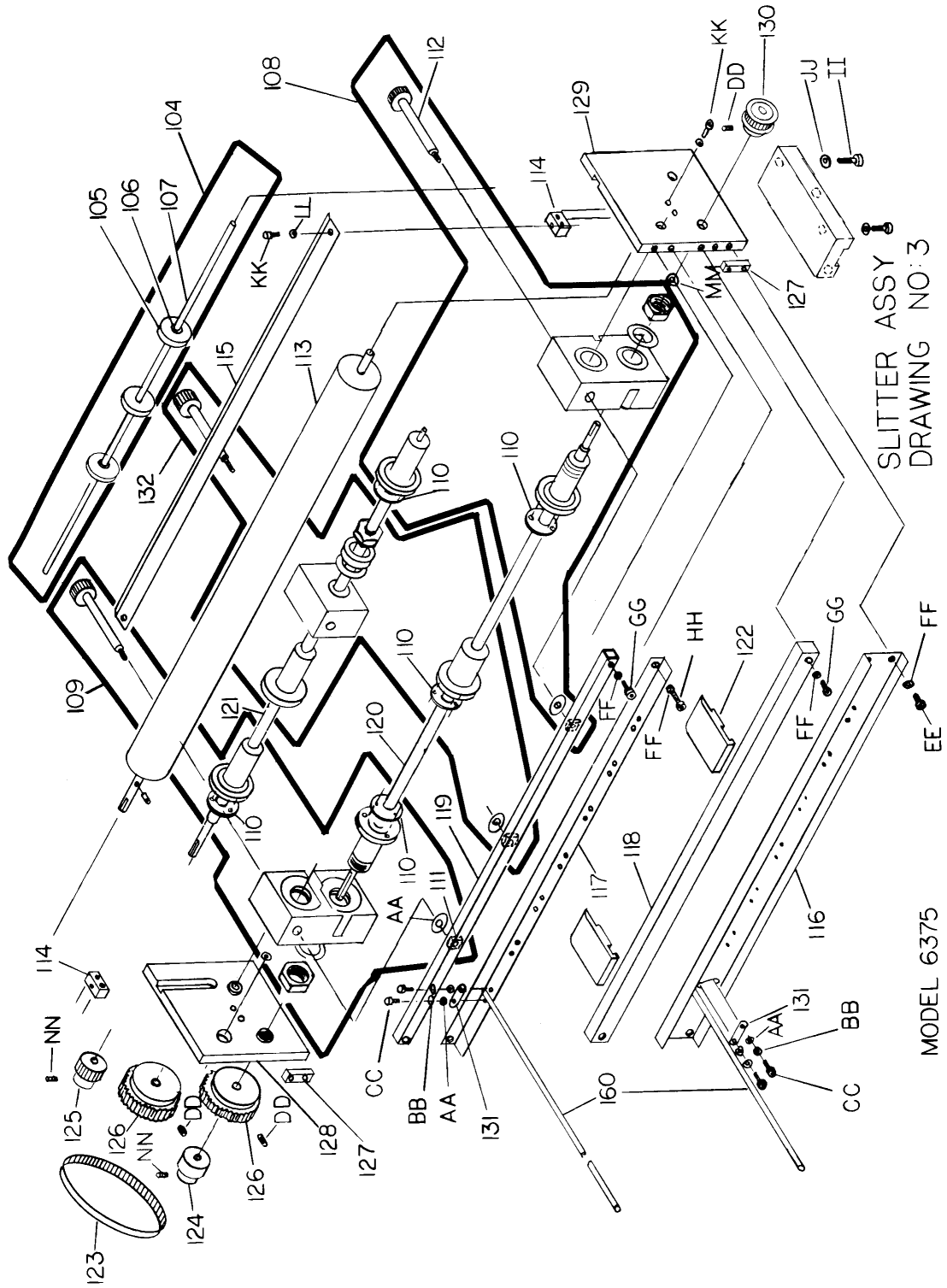
ROLLER ASSY
DRAWING NO:2

MODEL 6375

63751/63753 INSTALLATION AND SET UP

<u>ILLUS. NO.</u>	<u>PARTS NUMBER</u>	<u>DESCRIPTION</u>	<u>QUANTITY PER MACHINE</u>
105.	M-S63251444	RUBBER WHEEL	3 DRAWING #3
106.	M-S63751635	SNAP RING	6
107.	W-O63751074	GUIDE SHAFT	1
108.	W-A63751131	LEFT HAND SLITTER ASSEM	1
109.	W-A63751130	RIGHT HAND SLITTER ASSEM	1
110.	M-O63751326	BLADE	4
		WITH CENTER SLITTER	6
111.	W-O63751566	NUT	2
		WITH CENTER SLITTER	3
112.	M-O63750707	SLITTER CLAMP	2
		WITH CENTER SLITTER	3
113.	M-O63601019	INFEED ROLLER	1
	M-S63601047	END CAP	2
	M-O63751067	ROD	1
	M-S63751500	ROLL PIN	1
114.	M-O63751040	SUPPORT BRACKET	2
115.	W-O63751041	INFEED GUIDE	1
116.	W-O63751042	TAPE GUIDE	1
117.	W-O63751043	INFEED TAPE GUIDE	1
118.	W-O63751047	PAPER SUPPORT BAR	1
119.	W-A63751138	TUBE SLITTER CLAMP ASSEM	1
120.	W-O63751046	LOWER SLITTER SHAFT	1
121.	W-O63751045	UPPER SLITTER SHAFT	1
122.	M-S63751574	PAPER SUPPORT	2
123.	M-S025023	90XLO37 BELT	1
124.	M-S63751563	20XL PULLEY & SET SCREW	1
125.	M-S63751562	18XL PULLEY & SET SCREW	1
126.	M-S63751573	SLITTER GEAR & SET SCREW	2
127.	M-S63751568	SPACER	2
128.	M-O63751114	RIGHT HAND SLITTER END PLATE	1
	M-S63751434	3/8 X 5/8 X 1/2 BUSHING	3
129.	M-O63751328	LEFT HAND SLITTER END PLATE	1
	M-S63751434	3/8 X 5/8 X 1/2 BUSHING	3
130.	M-S63751564	PULLEY	1
131.	M-S63751019	TAPE CLAMP	14
132.	WRA705730	CENTER SLITTER	OPTIONAL
160.	M-S63751056	MYLAR TAPE W/ HOLE	14
	WRO63750961	BOX END SLITTER BLADE ADJ WRENCH	
	WRA63750962	SLITTER SHAFT WRENCH	
AA.	M-S63751518	# 6 PLAIN WASHER	48
BB.	M-S63751518	# 6 WASHER	44
CC.	M-S63751577	6-32 X 1/4 SOC HEAD CAP SCREW	28
DD.	M-S63751550	1/4-20 X 3/8 SET SCREW	10
EE.	M-S63751583	10-32 X 1 SOC HEAD CAP SCREW	12
FF.	M-S008060	# 10 LOCKWASHER	73
GG.	M-S003031	10-32 X 3/4 SOC HEAD CAP SCREW	2
II.	M-S63751584	5/16-18 X 1 1/2 SOC HEAD CAP SCREW	4
JJ.	M-S63751557	5/16 LOCKWASHER	12
KK.	M-S63751503	8-32 X 3/4 SOC HEAD CAP SCREW	4
LL.	M-S008061	# 8 LOCKWASHER	16
MM.	M-S63251477	THRUST WASHER	9
NN.	M-S61000055	10-32 X 3/8 SET SCREW	2

63751/63753 INSTALLATION AND SET UP



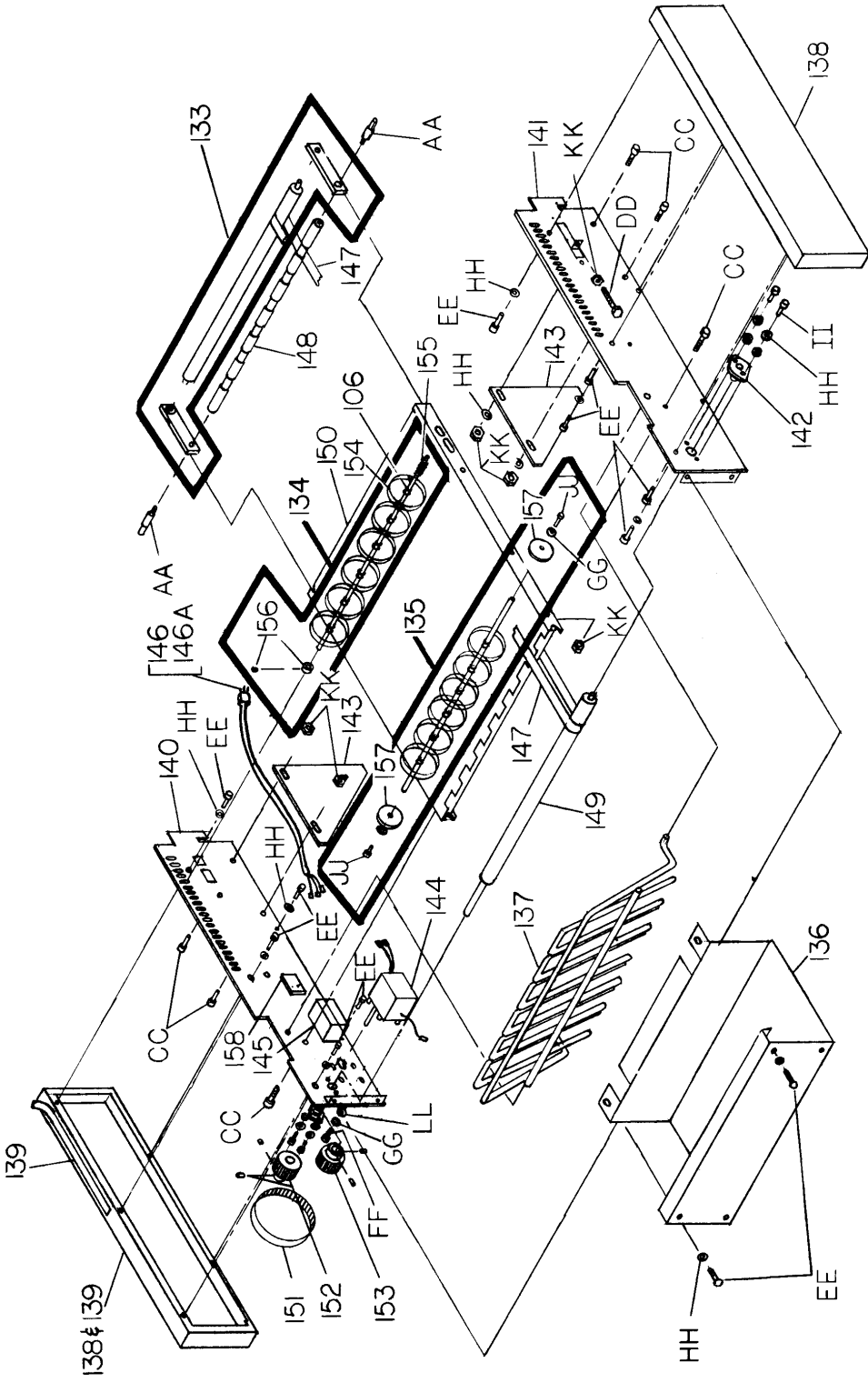
SLITTER ASSY
DRAWING NO: 3

MODEL 6375

63751/63753 INSTALLATION AND SET UP

<u>ILLUS. NO.</u>	<u>PARTS NUMBER</u>	<u>DESCRIPTION</u>	<u>QUANTITY PER MACHINE</u>
106.	M-S63751635	SNAP RING	24 DRAWING #4
133.	W-A63751618	STACKER IDLER ROLLER	1
	M-O63751092	BEARING BLOCK	2
	M-S63751425	BEARING	2
134.	W-O63751087	STACKER ASSIST ROD	1
	ILLUS NO 154 (6)		
	ILLUS NO 156 (1)		
	ILLUS NO 106 (12)		
135.	M-O63751086	STACKER ROD	1
	ILLUS NO 154 (6)		
	ILLUS NO 106 (12)		
	ILLUS NO 157 (2)		
	ILLUS NO JJ (2)		
	ILLUS NO GG (2)		
136.	W-O63751052	FRONT COVER	1
137.	M-O63751085	RACK	1
138.	W-A63751423	SIDE COVER	2
139.	M-S63601096	CALIBRATION SCALE	1
140.	W-A63751089	RIGHT HAND STACKER FRAME	1
141.	W-A63751090	LEFT HAND STACKER FRAME	1
142.	M-S013047	SPRIAL FLOW BEARING	2
143.	W-O63751084	GUSSET	2
144.	M-S63751163	STACKER MOTOR	1
144A.	M-S013049	BUSHING	1
146.	W-A63751757	POWER CORD ASSEM 110V	1
147.	M-S63751624	STACKER BELT	6
148.	W-O63751620	BELT GUIDE	1
149.	W-O63751619	STACKER ROLLER DRIVE	1
150.	W-A63751080	STACKER TABLE	1
151.	M-S025001	TIMING BELT 100XLO37	1
152.	M-S63751634	TIMING PULLEY W/ SET SCREW	1
153.	M-S63751633	MOTOR PULLEY W/ SET SCREW	1
154.	M-S63751636	STACKER ROLLER WHEELS	12
155.	M-O63251488	SPRING	1
156.	M-S63751637	SET COLLAR & SET SCREW	1
157.	M-S043025	COLLAR	2
158.	M-S63801506	CABLE TIE	1
	WRA70511800	COMPLETE STACKER ASSEM	
AA.	M-S63751078	¼-20 X 1-3/4 HEX HEAD	2
BB.	M-S61000023	# 10 FLATWASHER	1
CC.	M-S003045	10-32 X ½ SOC. HEAD CAP SCREW	11
DD.	M-S63751583	10-32 X 1 SOC. HEAD CAP SCREW	12
EE.	M-S63751627	10-32 X ½ BUTTON HEAD	16
FF.	M-S003089	8-32 X 3/8 SOC HEAD CAP SCREW	6
GG.	M-S008061	# 8 LOCKWASHER	16
HH.	M-S008060	# 10 LOCKWASHER	73
II.	M-S003085	10-32 X ¼ SOC HEAD CAP SCREW	4
JJ.	M-S003087	8-32 X ½ SOC HEAD CAP SCREW	2
KK.	M-S007008	10-32 KEP NUT	22
LL.	M-S008087	# 8 PLAIN WASHER	8

63751/63753 INSTALLATION AND SET UP



STACKER ASS'Y
DRAWING NO: 4

MODEL 6375

63751/63753 INSTALLATION AND SET UP

